

Release Notes

Smart Touch for Alaris S2000 and S2000w Series Scanners

S2000 Version 1.9.7.1055

S2000w Version 1.9.7.1050

Purpose of Release: This is a maintenance release of SmartTouch for internet download of the SmartTouch application for the Alaris S2000 (S2040, S2050, and S2070) and S2000w (S2060w and S2080w) Scanners.

Date: April 10, 2019

Required Scanner Software Versions:

S2000 CD Version 2.6.0 or higher

S2000w CD Version 1.19.0 or higher

Required Scanner Firmware Versions:

S2000 Firmware Version 181201 or higher

S2000w Firmware Version 181201 or higher

Supported Operating Systems:

- WINDOWS 7 SP1 (32-bit and 64-bit)
- WINDOWS 8.1 (32-bit and 64-bit)
- WINDOWS 10 (32-bit and 64-bit)
- WINDOWS 2012 Server
- WINDOWS 2012 R2 Server
- WINDOWS Server 2016 Std (64-bit)

Problem Reports Fixed:

1. **CPSOLSTS-413** – **“Failed to format images”** error when scanning many documents and outputting all scanned images into one Searchable PDF file. The supported number of images that can be output to one Searchable PDF file, scanned at 200 DPI Black & White, Grayscale, or Color, has been increased to **500 images** (i.e., 250 physical pages scanned in duplex mode or 500 physical pages scanned in simplex mode).

Known Issues:

None

Release Notes

Smart Touch for Alaris S2000 and S2000w Series Scanners

NOTES:

- Running the installer for this latest version of SmartTouch will upgrade an existing installation and keep all current SmartTouch button assignments.
- After upgrading to a 1.9.x release of SmartTouch, if the SmartTouch Import/Export tool was used to replicate SmartTouch settings across multiple PCs, and the option **All users share the same settings** is chosen, the SmartTouch settings will be moved to the following directory on the PC:

<i>C:\Users\Public\Documents\Smart Touch\s2000</i>	for the S2000 scanners
<i>C:\Users\Public\Documents\Smart Touch\s2000w</i>	for the S2000w scanners

- **New Installation or Upgrade:** User will be prompted to “Send usage data” or “Do not send usage data”. If the user consents during the installation or upgrade of SmartTouch, and the PC has internet access, usage data will be collected via Google Analytics.

Release Notes

Smart Touch for Alaris S2000 and S2000w Series Scanners

S2000 Version 1.9.5.936

Purpose of Release: This is an updated release of Smart Touch for the Alaris S2000 scanners that will support the S2040 scanner in addition to the S2050 and S2070 scanners.

Date: July 27, 2018

Required Scanner Software Versions:

S2000 CD Version 2.6 or higher

Required Scanner Firmware Versions:

S2040 Firmware Version 180701 or higher

S2050/S2070 Firmware Version 180306 or higher

Supported Operating Systems:

- WINDOWS 7 SP1 (32-bit and 64-bit)
- WINDOWS 8.1 (32-bit and 64-bit)
- WINDOWS 10 (32-bit and 64-bit)
- WINDOWS 2012 Server
- WINDOWS 2012 R2 Server
- WINDOWS Server 2016 Std (64-bit)

New Features: Added support for the S2040 Scanner.

Release Notes

Smart Touch for Alaris S2000 and S2000w Series Scanners

S2000 Version 1.8.80.794

S2000w Version 1.8.80.795

Purpose of Release: This is the initial release of Smart Touch for the Alaris S2000 (S2050 and S2070) and S2000w (S2060w and S2080w) Scanners.

Date: March 28, 2018

Required Scanner Software Versions:

S2000 CD Version 1.16.1 or higher

S2000w CD Version 1.19.0 or higher

Required Scanner Firmware Versions:

S2000 Firmware Version 180306 or higher

S2000w Firmware Version 180306 or higher

Supported Operating Systems:

- WINDOWS 7 SP1 (32-bit and 64-bit)
- WINDOWS 8.1 (32-bit and 64-bit)
- WINDOWS 10 (32-bit and 64-bit)
- WINDOWS 2012 Server
- WINDOWS 2012 R2 Server
- WINDOWS Server 2016 Std (64-bit)

Problem Reports Fixed: The following problem reported by Smart Touch users on other Alaris scanner models has been fixed in the initial Smart Touch release for the S2000 and S2000w Series Scanners:

1. **DIAS-1460** - On Windows 10 PCs, the first scan after a system reboot may result in blank images or may get interrupted and not complete the output successfully.

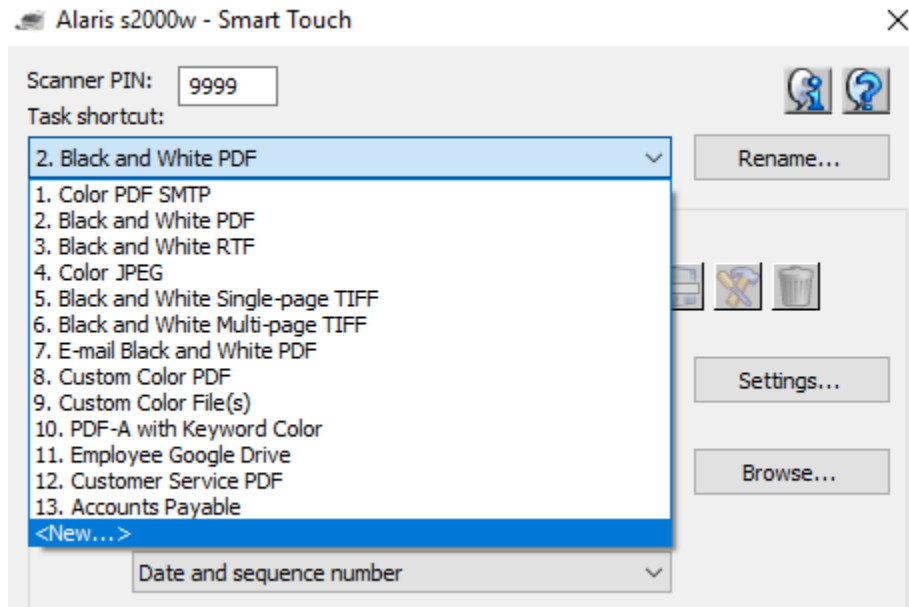
Release Notes

Smart Touch for Alaris S2000 and S2000w Series Scanners

New Features: Compared to Smart Touch for the other Alaris Scanners, this is what's new in Smart Touch for the S2000 and S2000w Scanners:

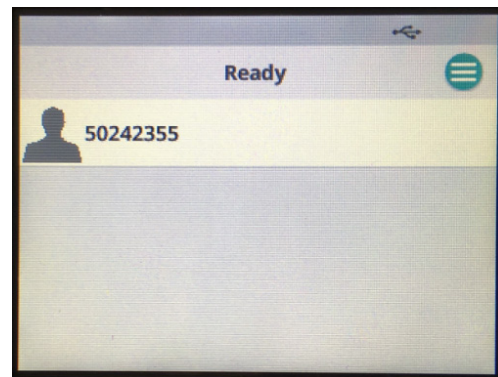
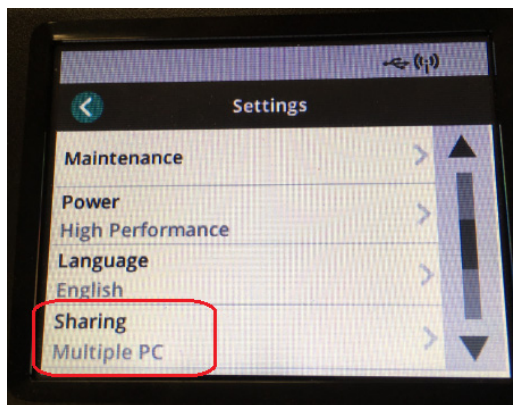
Support for 20 Buttons

Up to 20 buttons assignments (also known as Task Shortcuts) can be configured in Smart Touch for the S2000 and S2000w Series scanners



Multi-PC Support for S2060w and S2080w Scanners

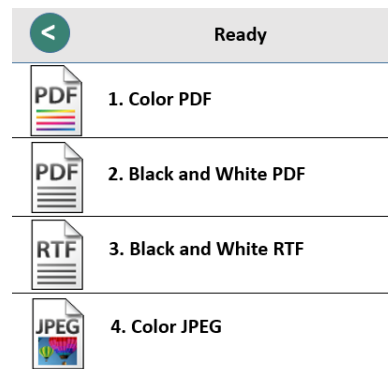
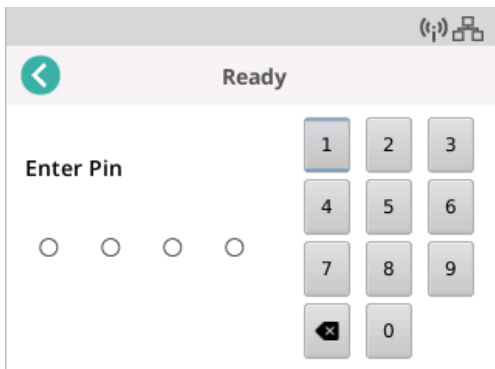
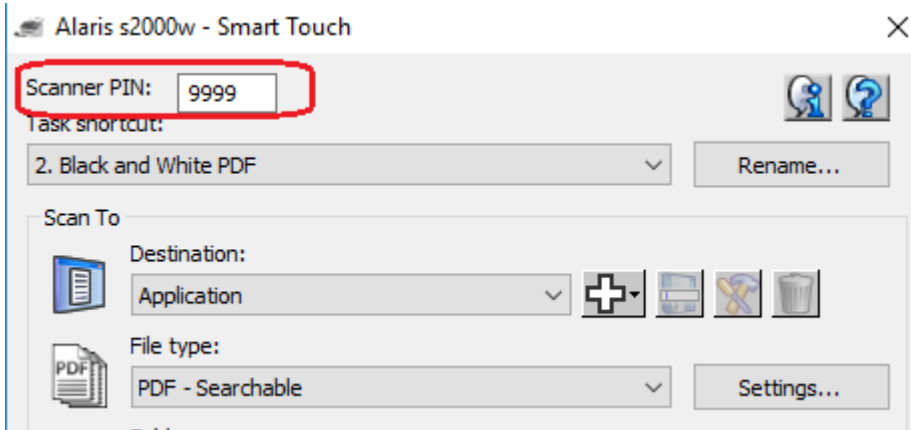
When configured for **Multiple PC** sharing, up to 10 PCs can connect to an S2000w scanner at any one time. The users' Windows login user name is displayed on the scanner's operator control panel:



Release Notes

Smart Touch for Alaris S2000 and S2000w Series Scanners

An optional Scanner PIN can be enabled from the main Smart Touch configuration screen requiring the user to enter their PIN when they initiate scanning from the scanner's operator control panel:

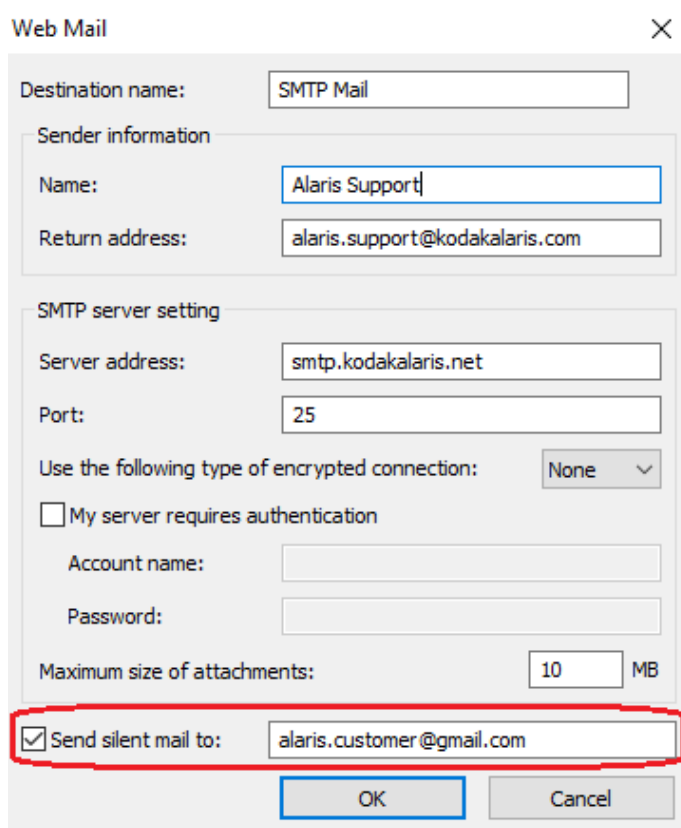


Release Notes

Smart Touch for Alaris S2000 and S2000w Series Scanners

Automatically Send Web Mail to Predefined Email Address

A new option called “**Send silent mail to**” is now available when configuring a Task Shortcut for Web Mail. Instead of the user being prompted to enter the destination email address for each scanned document, Smart Touch can be configured to automatically send the scanned document to the email address specified:



Web Mail

Destination name: SMTP Mail

Sender information

Name: Alaris Support

Return address: alaris.support@kodakalaris.com

SMTP server setting

Server address: smtp.kodakalaris.net

Port: 25

Use the following type of encrypted connection: None

My server requires authentication

Account name:

Password:

Maximum size of attachments: 10 MB

Send silent mail to: alaris.customer@gmail.com

OK Cancel

Known Issues:

None